

DHN-54R18/DG

450~470W


High Efficiency Double Glass PV Module


Comprehensive Products & System Certificates


IEC 61215 / IEC 61730 / CE / INMETRO
ISO 45001
2018/International standards for occupational health & safety
ISO 14001
2015/Standards for environmental management system
ISO 9001
2015/Quality management system


 25 Material & technology warranty

 30 Linear power output warranty



Rectangular cells (182mm x 191.6mm) with higher power


TOPCon cells double-sided rate up to 85% and more back power generation by 5-25%


Double-glass Technology, higher encapsulation blocking and mechanical strength

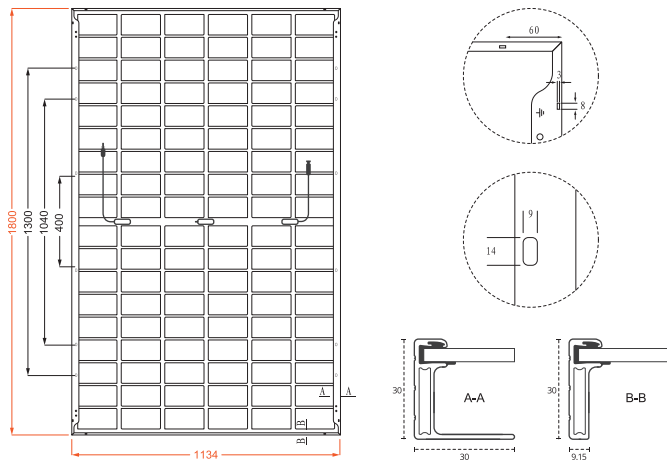

Higher performance in anti hidden cracking, acid and alkali, salt spray, water vapor, UV, PID


TOPCon cells, lower attenuation, better temperature coefficient & dim light performance

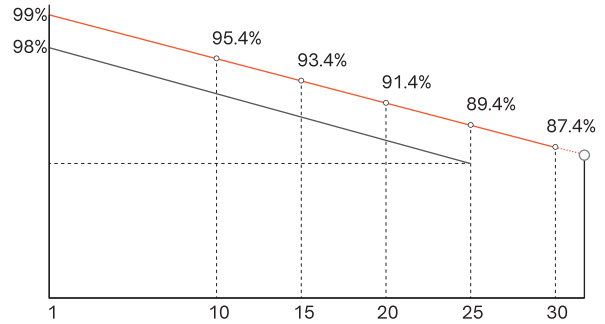


DHN-54R18/DG 450~470W

Design



30-Year Linear Power Output Warranty



- DAH Solar linear power output guarantee
- Standard linear power output guarantee

Mechanical Specification

No. of Cells	108 (6×18)
Weight	24.4kg
Cells Type	N-type 182×95.8mm
Dimension (L×W×T)	1800×1134×30mm
Packing	36pcs/Pallet, 864pcs/40HQ

Cable	4.0mm ² , 300/200mm in length, (Including connector) length can be customized
Glass	2.0mm High Transmission, Antireflection Coating
Junction Box	IP68, 3 Bypass Diodes
Connector	MC4 Compatible

Electrical Characteristics

Module Type	DHN-54R18/DG											
	STC		NOCT		STC		NOCT		STC		NOCT	
Test conditions	STC	NOCT	STC	NOCT	STC	NOCT	STC	NOCT	STC	NOCT	STC	NOCT
Maximum Power (P _{max} /W)	450	338	455	342	460	346	465	350	470	353	470	353
Open-circuit Voltage (V _{oc} /V)	39.4	37.4	39.6	37.6	39.8	37.8	40.0	38.0	40.2	38.2	40.2	38.2
Maximum Power Voltage (V _{mp} /V)	33.5	31.8	33.7	32.0	33.9	32.2	34.1	32.4	34.3	32.6	34.3	32.6
Short-circuit Current (I _{sc} /A)	14.42	11.64	14.48	11.69	14.54	11.74	14.60	11.79	14.66	11.84	14.66	11.84
Maximum Power Current (I _{mp} /A)	13.43	10.63	13.50	10.69	13.57	10.74	13.64	10.79	13.70	10.85	13.70	10.85
Module Efficiency (STC)	22.05%		22.29%		22.54%		22.78%		23.03%			
Refer Bifacial Factor	80±5%											

STC-Standard Test Environment: Irradiance 1000W/m², Cell temperature 25°C, Spectrum AM1.5

NOCT-Standard Test Environment: Irradiance 800W/m², Ambient temperature 20°C, Spectrum AM1.5, Wind speed 1m/s

Double-Sided Power Generation Parameters (Rear gain)

5%	Maximum Power (P _{max})	473	478	483	488	494
	Module Efficiency (%)	23.1	23.4	23.7	23.9	24.2
15%	Maximum Power (P _{max})	517.5	523.3	529.0	534.8	540.5
	Module Efficiency (%)	25.4	25.6	25.9	26.2	26.5
25%	Maximum Power (P _{max})	562.5	568.8	575.0	581.3	587.5
	Module Efficiency (%)	27.6	27.9	28.2	28.5	28.8

Operating Parameters

Maximum System Voltage	1500V DC
Operating Temperature	-40 ~ +85°C
Maximum Series Fuse Rating	30A
Nominal Operating Cell Temperature	45°C±2°C
Application Level	Class A

Temperature Coefficient

Temperature Coefficient of I _{sc} (ΔI _{sc})	0.046%/°C
Temperature Coefficient of V _{oc} (ΔV _{oc})	-0.25%/°C
Temperature Coefficient of P _{max} (ΔP _{mp})	-0.29%/°C
Snow load, frontside / Wind load, backside	5400Pa/2400Pa